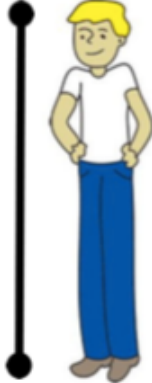



Peggy Lego

The Peggy Lego prewriting patterns, break down letters into seven pencil movements and includes a story for each pattern, a gross motor activity, a sensory / tactile activity and then the writing activity. Here are the pencil movements required, along with the verbal cue you provide when writing the shape.

Visual Cue	Verbal Cue	Physical Ideas
<p>TALL MAN</p>  <p>Starts at the top, pulls down and stops.</p>	<p><i>Tall man starts at the top pulls down and stops</i></p>	<p>Gross motor</p> <ul style="list-style-type: none"> • Reach up tall to the teacher with a ruler and then pull down • Slide down a fireman pole • Reach up tall, then all crouch down to ground and bob down <p>Sensory</p> <ul style="list-style-type: none"> • Draw it in a tray of sand • Make the shape with wiki stiks
<p>SIDEWAYS SIDEWAYS</p>  <p>Sideways, sideways, to the magic land.</p>	<p><i>Sideways sideways to the magic land</i></p>	<p>Gross motor</p> <ul style="list-style-type: none"> • Walk sideways sideways on balance beam • Have students hold a rope and students monkey grip along the rope sideways • Lay out stepping stones and children step sideways sideways on them <p>Sensory</p> <ul style="list-style-type: none"> • Make a playdoh shape • Draw it in shaving cream

**STARTS WITH A
CLICK**



Starts with a click,
goes around and stops.

*Starts with a
click, goes up
and around*

Gross motor

- Rainbow ribbon circles, but have to listen when to STOP!
- Sit on spinning dish and spin student part way of circle
- Turning a knob or pedal of a bike – show how it goes around and stops

Sensory

- Make a goo bag and draw it in the goo
- Use a vibrating pen on their back to draw the shape

JACK AND JILL



Jack and Jill went up the hill,
and down the hill.

*Jack and Jill go
up the hill and
down the hill.*

Gross motor

- Climb up and down an A frame
- Slide down the slide

Sensory

- Draw it in a tray of sand
- Use a vibrating pen on their back to draw the shape

UNDER THE GATE



Down and under the gate.

*Straight down
and under the
gate*

Gross motor

- Set up an obstacle course and crawl under a table and over a table
- Curved shape climbing frames
- Crawl under a balance beam
- Limbo with pool noodles

Sensory

- Make the shape with wiki stiks
- Make a goo bag and draw it in the goo

OVER THE GATE



Up and over the gate.

*Straight up and
over the gate*


Gross motor

- Set up an obstacle course and crawl under a table and over a table
- Curved shape climbing frames
- Crawl under a balance beam
- Limbo with pool noodles

Sensory

- Make a playdoh shape
- Draw it in shaving cream

LITTLE MISS MUFFET



Jump up sideways around and around.

***only use when all other shapes are consolidated*

Start at the top, pull down and stop, jump up, sideways around and stop


Gross motor

- Ball in a stocking drop it from a height and watch it drop down and bounce up
- Tall man action and jump up and roly poly around

Sensory

- Draw it in shaving cream
- Make a goo bag and draw it in the goo

REFLECTIONS



Finish with a reflection which follows the line above.

***only use when all other shapes are consolidated*

Finish with a reflection which follows the curve of the line above

Gross motor

- Hold mirror in hand and find their reflection – it is the same
- Let a ribbon (or sticking tail) hang down as a monkey tail

Sensory

- Make the shape with wiki stiks
- Use a vibrating pen on their back to draw the shape