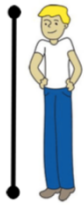


Peggy Lego

TALL MAN



Starts at the top, pulls down and stops.

SIDWAYS SIDWAYS



Sidways, sidways, to the magic land.

STARTS WITH A CLICK



Starts with a click, goes around and stops.

JACK AND JILL



Jack and Jill went up the hill, and down the hill.

UNDER THE GATE



Down and under the gate.





OVER THE GATE



Up and over the gate.

Remember:

- Do the move with your whole body
- Feel it with your fingers
- Listen to the rhyme
- Look at the picture
- Have a go with a pencil

Gross motor	
Sensory based	
Consistent verbal cues	
Consistent visual cues	

Name: _____

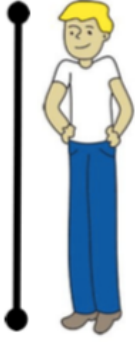
Writing Reflection

Before I started	After I finished
I am really good at writing these letters:	I am really good at writing these letters
I need to practice these letters:	I need to practice these letters
My goal for writing:	Did I achieve my goal? <ul style="list-style-type: none">● For sure!● Still trying!

Have I checked my writing?

I can do better	I did great
 <p>Slumped over</p>	 <p>Sitting up straight</p>
 <p>Not holding pencil properly</p>	 <p>Holding pencil properly</p>
<p>th^e c^at s^at on the m^at</p> <p>Letters not on the line</p>	<p><u>The cat sat on the mat.</u></p> <p>Letters on line</p>
<p><u>the cat SAT On the mat</u></p> <p>Letters not the right size</p>	<p><u>The cat sat on the mat.</u></p> <p>Letters the right size</p>
<p><u>Thecatsat onthemat</u></p> <p>Words not spaced</p>	<p><u>The cat sat on the mat.</u></p> <p>Words spaced correctly</p>
<p><u>the cat sat on the mat</u></p> <p>No capital letter at the beginning, no full stop at the end.</p>	<p><u>The cat sat on the mat.</u></p> <p>Capital letter at the beginning, full stop at the end</p>
<p>Highlight the one you you can do better in pink</p>	<p>Highlight your best letter green</p>

TALL MAN



Starts at the top, pulls
down and stops.

t l k h
b d f

Practice the pattern

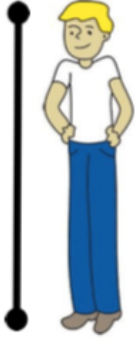
t t t

l l l

h h h

k k k

TALL MAN



Starts at the top, pulls
down and stops.

t l k h
b d f

Practice the pattern

b b b

d d d

f f f

SIDEWAYS SIDEWAYS

f

t

z



Practice the pattern

Sideways, sideways,
to the magic land.

t t t

f f f

z z z

STARTS WITH A
CLICK



Starts with a click,
goes around and stops.

a c d e g
o q s

Practice the pattern

a a a

c c c

d d d

e e e

g g g

STARTS WITH A
CLICK



Starts with a click,
goes around and stops.

a c d e g
o q s

Practice the pattern

o o o

q q q

s s s

JACK AND JILL



Jack and Jill went up the hill,
and down the hill.

k v w x z

Practice the pattern

k k k

v v v

w w w

x x x

z z z

UNDER THE GATE



Down and under the gate.

u y

Practice the pattern

y y y

u u u

OVER THE GATE

h m n r



Up and over the gate.

Practice the pattern


h h h

m m m

n n n

r r r

LITTLE MISS MUFFET



Jump up sideways around
and around.

b p

Practice the pattern

b b b

p p p

REFLECTIONS



g j y

Practice the pattern

Finish with a reflection which follows the line above.

g g g

j j j

y y y
